



NT77



18.4 × 15.2 × 10.2

 R50126372  us E169380

Features
<ul style="list-style-type: none"> ▪ Super light in weight. ▪ High sensitivity. ▪ Switching capacity up to 12A. ▪ PC board mounting.

Ordering Information
<p>NT77 <u>A</u> <u>S</u> <u>10</u> <u>DC12V</u></p> <p style="text-align: center;">1 2 3 4 5</p>
<p>1 Part number: NT77 2 Contact arrangement: A:1A 3 Enclosure: S: Wash tight relay; NIL: Flux proof relay</p>
<p>4 Contact current: 5:5A; 10:10A; 12:12A 5 Coil rated voltage(V): DC:3,5,6,9,12,18,24</p>

Contact Data			
Contact Arrangement	1A (SPSTNO)		
Contact Material	AgCdO AgSnO ₂		
Contact Rating (resistive)	10A/277VAC,30VDC; 12A/125VAC,250VAC,30VDC		
Max. Switching Power	360W 3000VA		
Max. Switching Voltage	30VDC 300VAC	Max. Switching Current:12A	
Contact Resistance	≤100m Ω	Item 4.12 of IEC 61810-7	
Operational life	Electrical	10 ⁵	Item 4.30 of IEC 61810-7
	Mechanical	10 ⁷	Item 4.31 of IEC 61810-7

CAUTION: 1.For the intermediate current, it only applies to the room temperature.

Dash numbers	Coil voltage VDC		Coil resistance ±10%	Pickup voltage VDC(max) (75%of rated voltage)	Release voltage VDC(min) (5% of rated voltage)	Coil power consumption W	Operate Time ms	Release Time ms
	Rated	Max.						
003-450	3	3.3	20	2.25	0.15	0.45	≤8	5
005-450	5	5.5	56	3.75	0.25			
006-450	6	6.6	80	4.50	0.30			
009-450	9	9.9	180	6.75	0.45			
012-450	12	13.2	320	9.00	0.60			
018-450	18	19.8	720	13.5	0.90			
024-450	24	26.4	1280	18.0	1.20			

CAUTION: 1.The use of any coil voltage less than the rated coil voltage will compromise the operation of the relay.
 2.Pickup and release voltage are for test purposes only and are not to be used as design criteria.

Operation condition

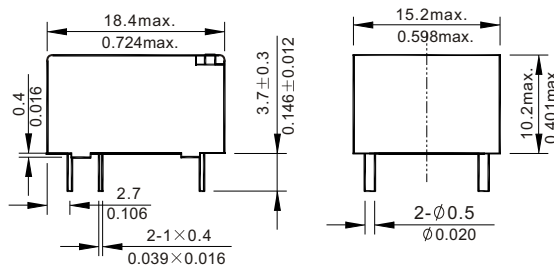
Insulation Resistance	100M Ω min (at 500VDC)	Item 7 of IEC 60255-5
Dielectric Strength	50Hz 1000V 50Hz 2500V	Item 6 of IEC 60255-5 Item 6 of IEC 60255-5
Shock resistance	100m/s ² 11ms	IEC 68-2-27 Test Ea
Vibration resistance	10Hz~55Hz double amplitude 1.5mm	IEC 68-2-6 Test Fc
Terminals strength	5N	IEC 68-2-21 Test Ua1
Solderability	260°C \pm 5°C 5s \pm 0.5s	IEC 68-2-20 Test Ta method 1
Ambient Temperature	-40°C~85°C	
Relative Humidity	85% (at 40°C)	IEC 68-2-3 Test Ca
Mass	7g	

Safety approvals

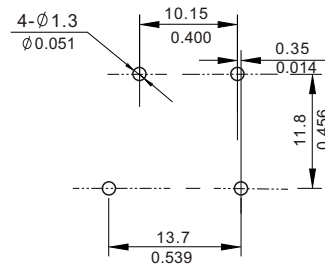
Safety approval	UL&CUR	TÜV	CQC
Load	12A/125VAC 10A/277VAC 30VDC	12A/250VAC;30VDC	12A/250VAC

Dimensions

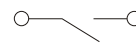
mm /inch



Dimensions



Mounting (Bottom view)



Wiring diagram
(Bottom view)

NOTES 1).Dimensions are in millimeters.
2).Inch equivalents are given for general information only.

Reference Data

