



17.5×6.5×12.5

NG6D



Features

- Small size, light weight.
- PC board mounting
- Low coil power consumption 0.2W.
- Suitable for household electrical appliances, automation system, electronic equipment, instrument, meter, telecommunication facilities and remote control facilities.

Ordering Information

NG6D **A** **DC12V** **G**

1 2 3 4

1 Part number NG6D
2 Contact arrangement A:1A

3 Coil rated voltage (V) DC:5,12,24
4 Contact plating option: G:gold clad

Contact Data

Contact Arrangement		1A (SPSTNO)	
Contact Material		Silver Alloy	
Contact Rating (resistive)		5A/30VDC,250VAC	
Max. Switching Power		150W 1250VA	min Switching load:10mA/5V
Max. Switching Voltage		30VDC 250VAC	Max. Switching Current:5A
Contact Resistance or Voltage drop		100m	Item 4.12 of IEC 61810-7
Operational life	Electrical	10 ⁵	Item 4.30 of IEC 61810-7
	Mechanical	2 10 ⁷	Item 4.31 of IEC 61810-7

CAUTION:

Relays previously tested or used above 10mA resistive at 6VDC maximum or peak AC open circuit are not recommended for subsequent use in low level applications.

Coil Parameter

Dash numbers	Rated voltage VDC		Coil resistance ±10%	Pickup voltage V (max) 70%of rated Volt	Release voltage VDC (min) 10%of rated Volt	Coil power consumption W	Operate Time ms	Release Time ms
	Rated	Max.						
005-200	5	6.5	125	3.5	0.5	0.2	10	5
012-200	12	15.6	720	8.4	1.2			
024-200	24	31.2	2880	16.8	2.4			

- CAUTION:** 1.The use of any coil voltage less than the rated coil voltage will compromise the operation of the relay.
2.Pickup and release voltage are for test purposes only and are not to be used as design criteria.

Operation condition

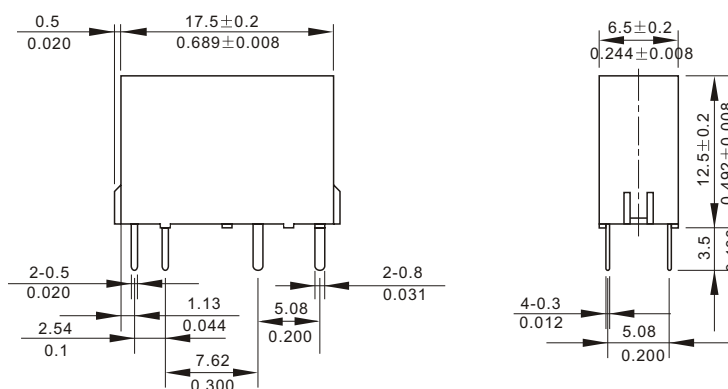
Insulation Resistance	1000M min (at 500VDC)	Item 7 of IEC 60255-5
Dielectric Strength Between contacts Between contact and coil	50Hz 750V 50Hz 3000V surge voltage:6kV	Item 6 of IEC 60255-5 Item 6 and 8 of IEC 60255-5
Shock resistance	Functional:100m/s ² 11ms Survival:1000m/s ² 6ms	IEC 68-2-27 Test Ea
Vibration resistance	10Hz~50Hz Functional & Survival double amplitude 1.5mm	IEC 68-2-6 Test Fc
Terminals strength	5N	IEC 68-2-21 Test Ua1
Solderability	260 5 5s 0.5s	IEC 68-2-20 Test Ta method 1
Ambient Temperature	-25 ~70	
Relative Humidity	20% ~85% (at 40)	IEC 68-2-3 Test Ca
Mass	3g	

Safety approvals

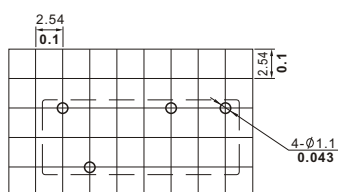
Safety approval	UL & CUR	TUV
Load	5A/250VAC,30VDC	5A/250VAC,30VDC

Dimensions


mm /inch



Dimensions



Mounting (Bottom view)



Wiring diagram
(Bottom view)

NOTES 1).Dimensions are in millimeters.
2).Inch equivalents are given for general information only.