



30.5×16.0×23.5

# JQX- 102F

R50452170 c  us E169380

### Features

- Can be welded directly onto PCB.
- Used in household appliances like air conditioning , heater and instruments etc.

### Ordering Information

**JQX-102F** A Z DC12V C 0.9

1 2 3 4 5 6

1 Part number: JQX-102F  
 2 Contact arrangement: A:1A  
 3 Enclosure: Z: Flux proof relay; S: Wash tightrelay

4 Coil rated voltage(V): DC:5,12,24,48  
 5 Contact material: Nil:AgSnO<sub>2</sub>; C:AgCdO  
 6 Coil power consumption: 0.9:0.9W

### Contact Data

Contact Arrangement	1A (SPSTNO)		
Contact Material	AgSnO <sub>2</sub> AgCdO		
Contact Rating( Resistive)	20A,25A/250VAC;25A/277VAC 2HP 240VAC		
Max. Switching Power	6925VA		
Max. Switching Voltage	277VAC	Max. Switching Current:25A	
Contact Resistance	≤100mΩ (at 1A/24VDC)	Item 4.12 of IEC 61810-7	
Operation	Electrical	10 <sup>5</sup>	Item 4.30 of IEC 61810-7
life	Mechanical	2×10 <sup>6</sup>	Item 4.31 of IEC 61810-7

### Coil Parameter

Dash numbers	Coil voltage VDC		Coil resistance Ω ±10%	Pick up voltage VDC(max) (70% of rated voltage )	Release voltage VDC(min) (10% of rated voltage)	Coil power consumption W	Operate Time ms	Release Time ms
	Rated	Max.						
005-900	5	6	27.8	3.75	0.5	0.9	≤20	≤10
012-900	12	14.4	160	9	1.2			
024-900	24	28.8	640	18	2.4			
048-500	48	57.6	2560	36	4.8			

**CAUTION:** 1.The use of any coil voltage less than the rated coil voltage will compromise the operation of the relay.  
 2.Pickup and release voltage are for test purposes only and are not to be used as design criteria.

### Operation condition

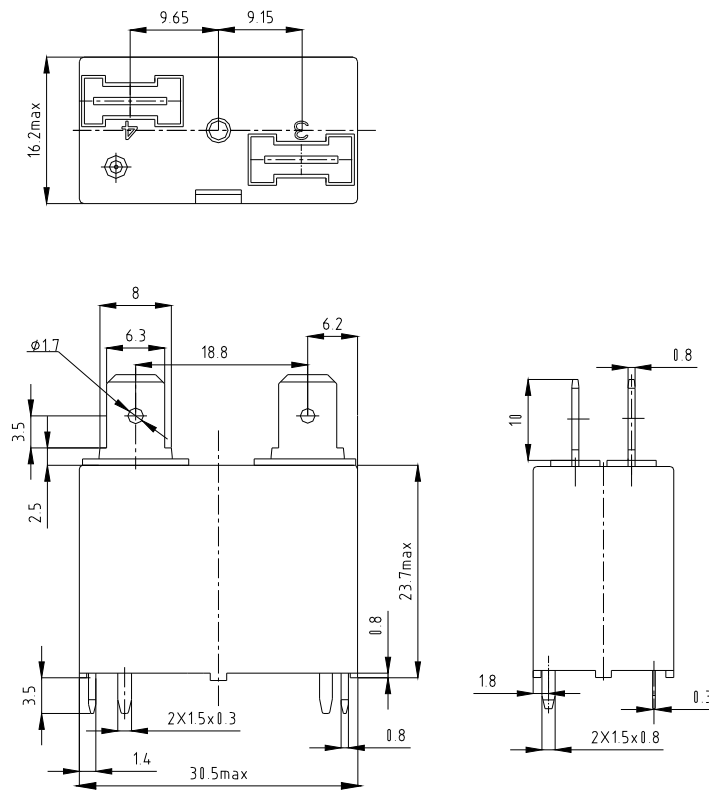
Insulation Resistance	1000M $\Omega$ min (at 500VDC)	Item 4.11 of IEC 61810-7
Dielectric Strength Between contacts Between contact and coil	50Hz 1000V 50Hz 4500V Surge voltage:10kV	Item4.9 of IEC 61810-7 Item 4.9 of IEC 61810-7
Shock resistance	Functional:200m/s <sup>2</sup> 11ms Survival:1000 m/s <sup>2</sup> 11ms	Item 4.26 of IEC 61810-7
Vibration resistance	10Hz~55Hz double amplitude Functional 1.5mm double amplitude Survival 2.0mm	Item 4.28 of IEC 61810-7
Terminals strength	10N 8N	Item 4.24 of IEC 61810-7
Ambient Temperature	-40 $^{\circ}$ C~85 $^{\circ}$ C	
Relative Humidity	85% (at 40 $^{\circ}$ C)	Item 4.16 of IEC 61810-7
Mass	23g	Item 4.7 of IEC 61810-7

### Safety approvals

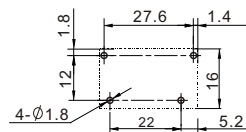
Safety approval	UL&CUR	TU V
Load	20A,25A/250VAC 85 $^{\circ}$ C 1 $\times$ 10 <sup>5</sup> 25A/277VAC 2HP 240VAC 85 $^{\circ}$ C 1 $\times$ 10 <sup>5</sup>	25A/250VAC,277VAC

### Dimensions

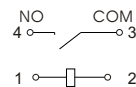
mm



Dimensions



Mounting (Bottom view)



Wiring diagram  
(Bottom view)